

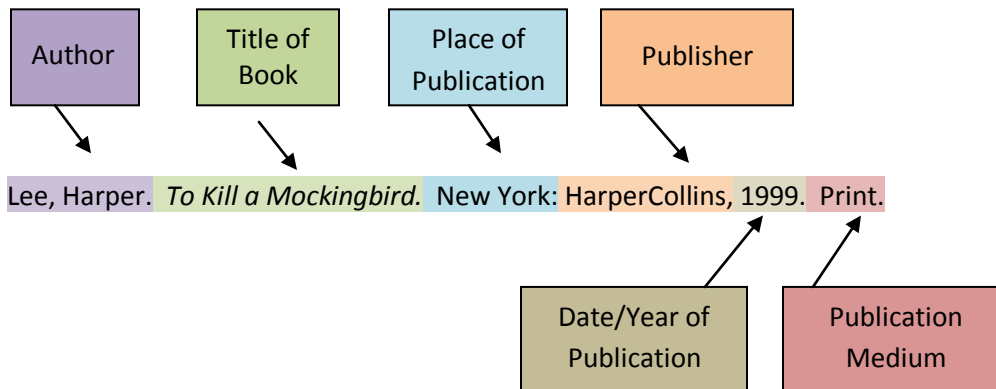
MLA Documentation; 7th Edition

MLA (Modern Language Association) style has recently been updated, from the 6th to the 7th edition. Before using the new version, you will want to make sure about your instructor's preference, and follow their direction. Some of the major changes for the 7th edition are:

- **No more underlining.** The 7th edition uses *italics* for titles of books and periodicals.
- **No more URLs.** The 7th edition does not require you to put the URL of the site you used. This makes sense, especially considering that URLs for subscription databases will not provide the reader of your work access to the article. Website entries will still include authors, article and website names; and although MLA no longer requires a URL, you are encouraged to provide one **if** the citation information does not easily lead to the source.
- **Print or Web?** The 7th edition requires you to provide the publication medium. Most sources will be either noted as "Print" or "Web". Even articles from databases, which are **not** "Internet" sources in the same sense as information obtained through a "Google" search; are listed as Web sources.

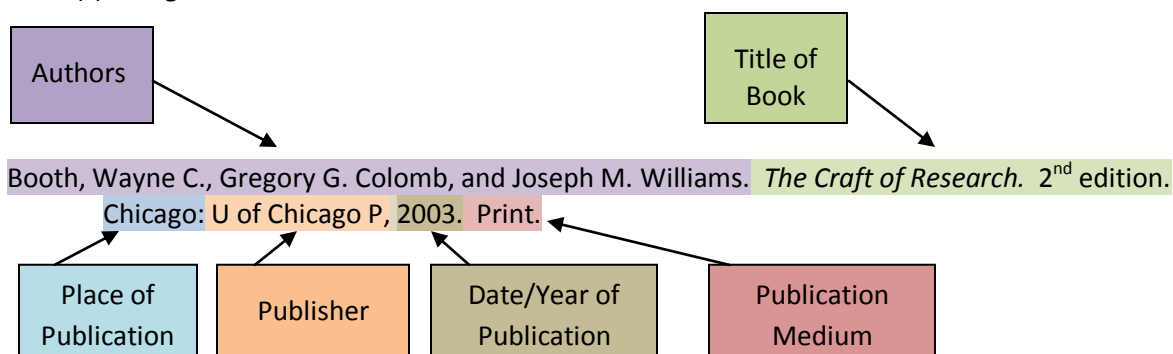
Some examples follow:

A book by a single author:



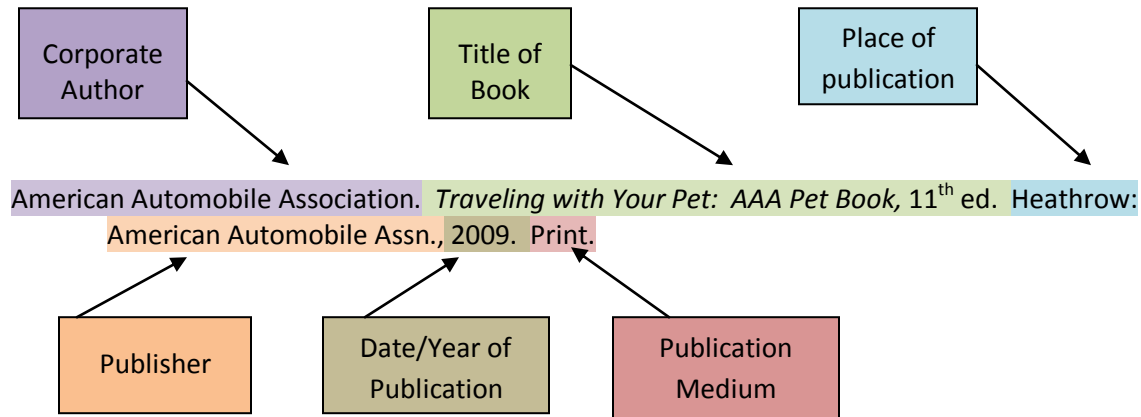
A book by two or more authors:

Place the authors' names in the same order as they are on the title page – which might not be in alphabetical order. Reverse only the name of the **first** author (last name, first name); put the other name(s) in regular form.



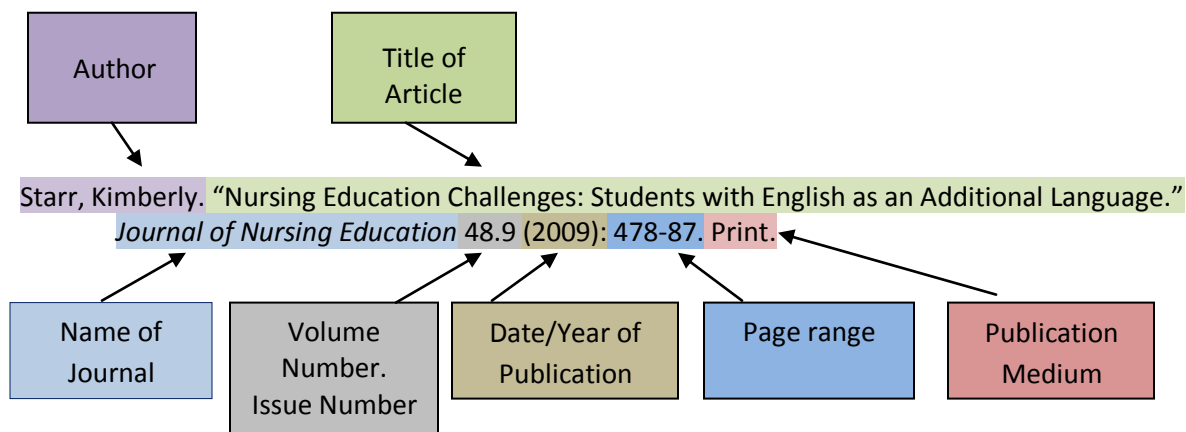
A book by a corporate author:

A corporate author may be a commission, an association or other group; an individual author will not be listed. Do not abbreviate the name of the corporate author, although you may use standard abbreviations for the publisher (note example). Cite the book by the corporate author, even if the corporate author is the publisher, as in the following:



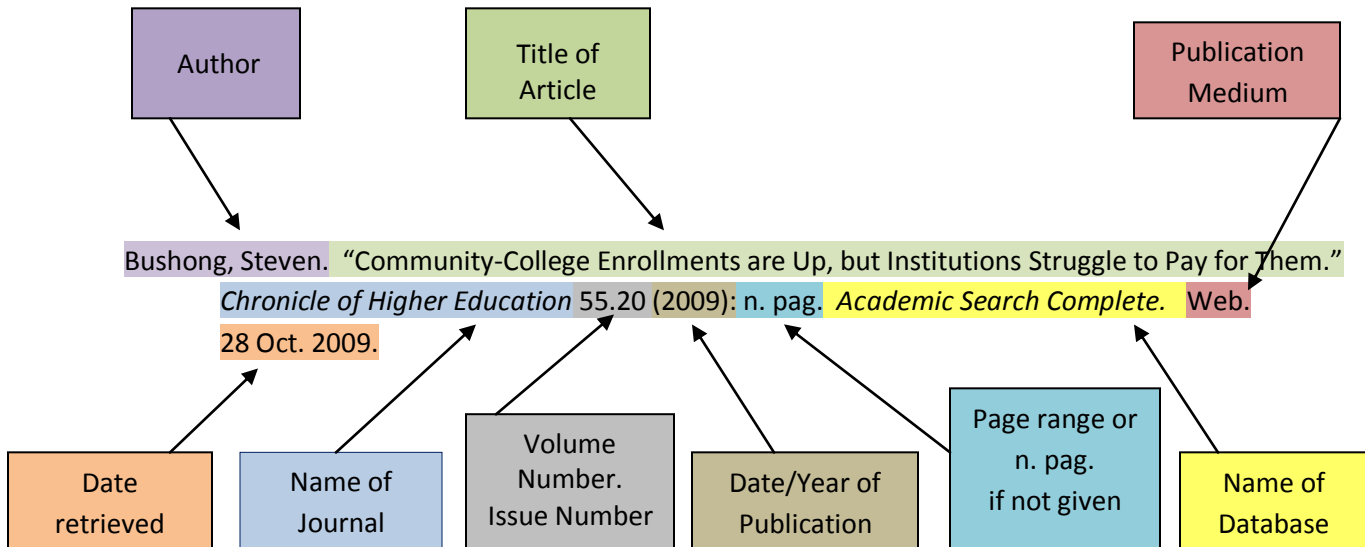
An article in a scholarly journal:

Citations for scholarly journals have a few extra elements. Although the author will likely have one or more academic degrees, you do not include them in the citation. In the example below, Kimberly Starr is listed in the article as "Kimberly Starr, RN, MS, BSN". The citation does not include the degrees. In addition, the citation needs to include the volume number and the issue number of the journal – a period is placed between them. In the example below, the article is from Volume 48, Issue Number 9. Include the page range for the entire article – pages 478 through 487 are cited as 478-87.



An article from a database:

Although most articles in a database originally appeared in print, you are using the online version, so the medium is “Web.” If the article is in PDF format, and page numbers appear, use them; otherwise use n. pag. for “no page.” The name of the database appears in the citation in italics. Finally, put the date the article was retrieved. The URL is not used in the citation.



Prepared by: Peggy Gunnell, Reference Librarian, Osceola Campus